



2024 Nelson & Marlborough Regional Championships

presented by



Supplementary Sailing Instructions (SSI)

30th November & 1st December 2024

Open to all Sailboard, WingFoil & Centreboard classes

Incorporating:

ILCA South Island Championship

Flying Dutchman South Island Championship

RS Feva South Island Championship

Event 1 of the NZIODA Oborn's South Island Traveller Series

The Organising Authority is Nelson Yacht Club Inc. 322 Wakefield Quay, Nelson, 7010, NZ



SUPPLEMENTARY SAILING INSTRUCTIONS (SSI)

This sheet and Addendum A are supplements to Appendix S of the Racing Rules of Sailing (page 146 RRS 2021-2024).

RULES

SSI 1.1 The [Nelson City Council Navigation Safety Bylaw 2019](#) shall apply.

SSI 1.2 When transiting the Cut, no boat shall pass between the 'Mole' breakwater and the Green Pile.

NOTICES TO COMPETITORS (SI 2)

SSI 2 The race office is located in the Nelson Yacht Club Control Room.

Telephone 022 548 7501,

Email info@nelsonyachtclub.org.nz

The official notice board is located at the Nelson Yacht Club Lower Lounge.

SIGNALS MADE ASHORE (SI 4)

SSI 3 Signals ashore will be displayed on the flagstaff located at Nelson Yacht Club.

SSI 4 [DP] Flag D with one sound means competitors may launch. Boats shall not leave the shore until this signal is made.



For sailing **outside** the Boulder Bank, the warning signal will not be made before the scheduled time or less than 30 minutes after flag D is displayed.

For sailing **inside** the Boulder Bank, the warning signal will not be made before the scheduled time or less than 15 minutes after flag D is displayed.

SCHEDULE OF RACES (SI 5)

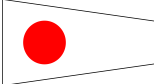
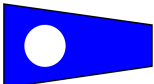

SSI 5

Day/Date	Fleet/Class	Number of Races	Time of first warning signal
30/11/24	All Classes	3	1300hrs
01/12/24	All Classes	3	1300hrs

SSI 6 On 1st December 2024, no warning signal will be made after 1600hrs.

STARTING DIVISIONS AND FLAGS (SI 6)

SSI 7

Division	Example classes	Flag
ILCA (Laser) South Islands	ILCA4, ILCA6, ILCA7	ILCA Class Insignia *
Div 1 - Fast Handicap	FD, Catamarans, Waszp, 29er etc.	
Div 2 - Medium-Fast Handicap	OK, 420,	
Div 3 - Medium-Slow Handicap	Starling	
Div 4 - Slow Handicap	Optimist	

NB. Whilst this sequence of starts is likely for the first race of the day, subsequent races may be started in any order.

COURSES (SI 7)

SSI 8 The courses to be sailed, the order in which the marks are to be passed, and the side on which each mark is to be left are shown in Addendum A.

SSI 9 In the event that a gate mark is missing and has not been replaced with an object displaying flag M, the remaining mark shall be rounded to port.

MARKS (SI 8)

SSI 10 The description of the marks is in the table in Addendum A.

THE START (SI 9)

SSI 11 When a starting sequence is in progress, boats whose warning signal has not been made shall avoid the starting area. The starting area is defined as the area 50 metres from the starting line and marks in all directions.

SSI 12 A boat starting later than four minutes after her starting signal will be scored Did Not Start without a hearing. This changes RRS A5.1 and 5.2.

TIME LIMITS (SI 12)

SSI 13

Fleet/Class	Target time for first finisher	Finish Window	Race time limit
All classes	30	15	45

There is no prescribed time limit for the first boat to pass mark 1.

PENALTY SYSTEM

SSI 14 For skiff (Eg. 29er), catamaran, and the Zephyr classes, rule 44.1 is changed so the Two-Turns Penalty is replaced by a One-Turn Penalty.

CHECK OUT AND CHECK IN

SSI 15 Boats shall comply with the following check out and check in procedure:

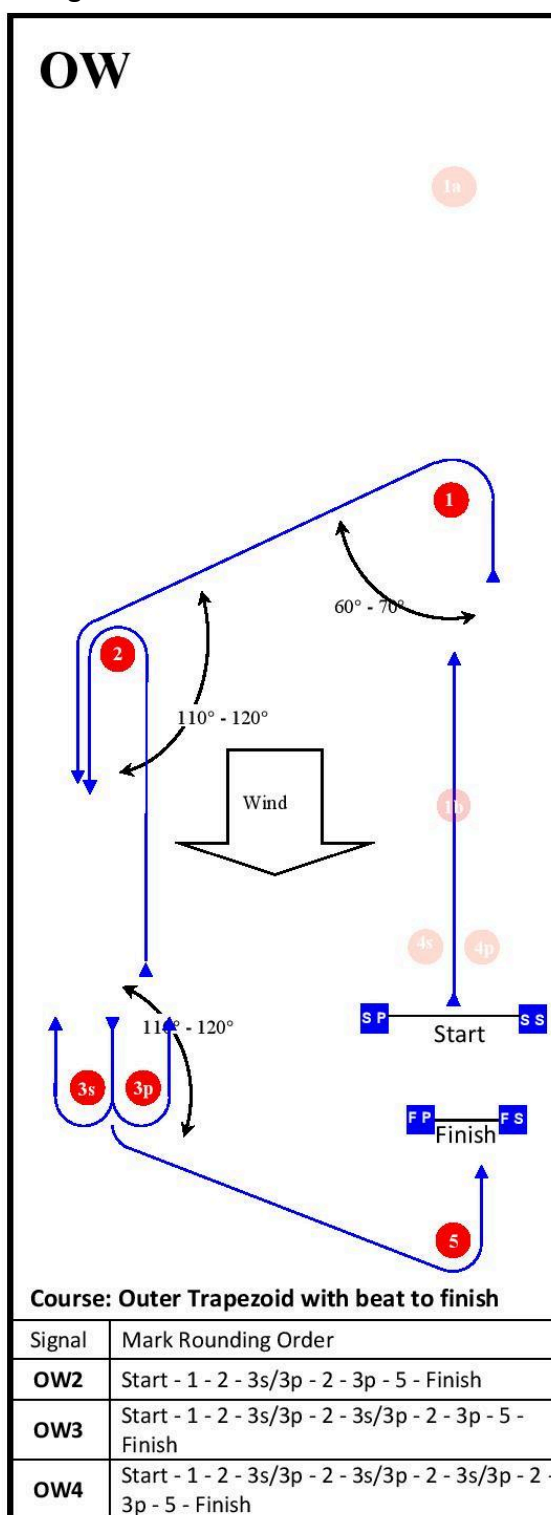
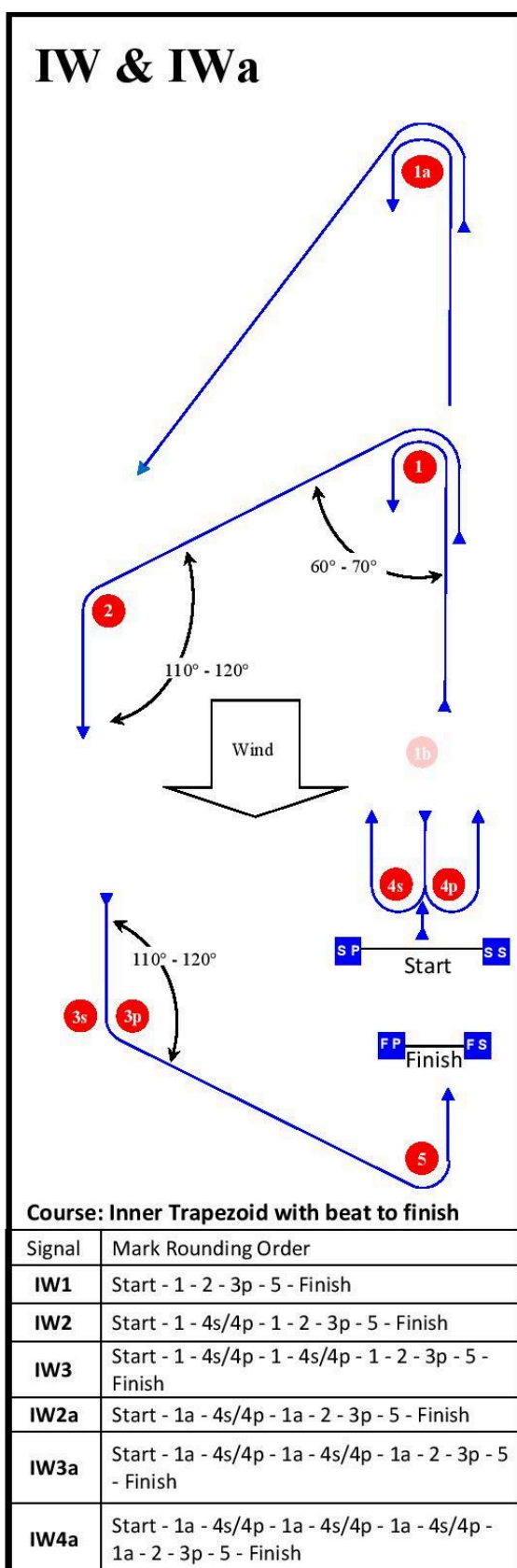
- a) We are using a tablet-based digital check-out / check-in system.
- b) All normal entries will be pre-loaded into the system.
- c) Late Entries may have to create a sailor entry in the system.
- d) [DP][NP] On each day of racing, competitors shall individually Check-Out using the system on the club tablet.
- e) [DP][NP] Competitors shall individually Check-In immediately on returning to shore after racing, no later than the protest time limit, using the system on the club tablet.

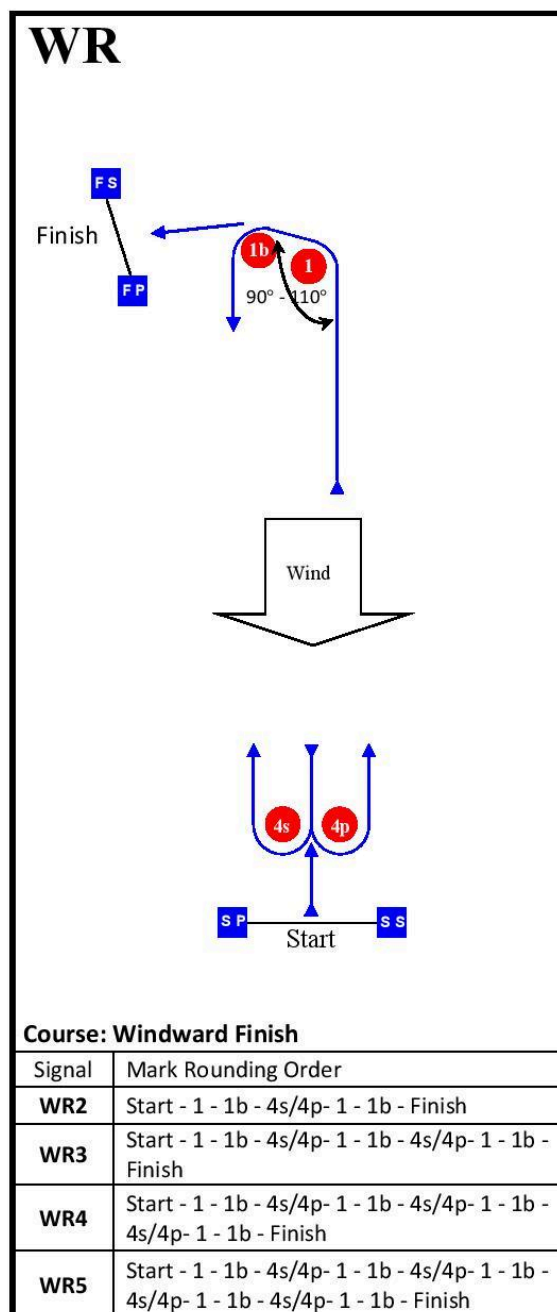
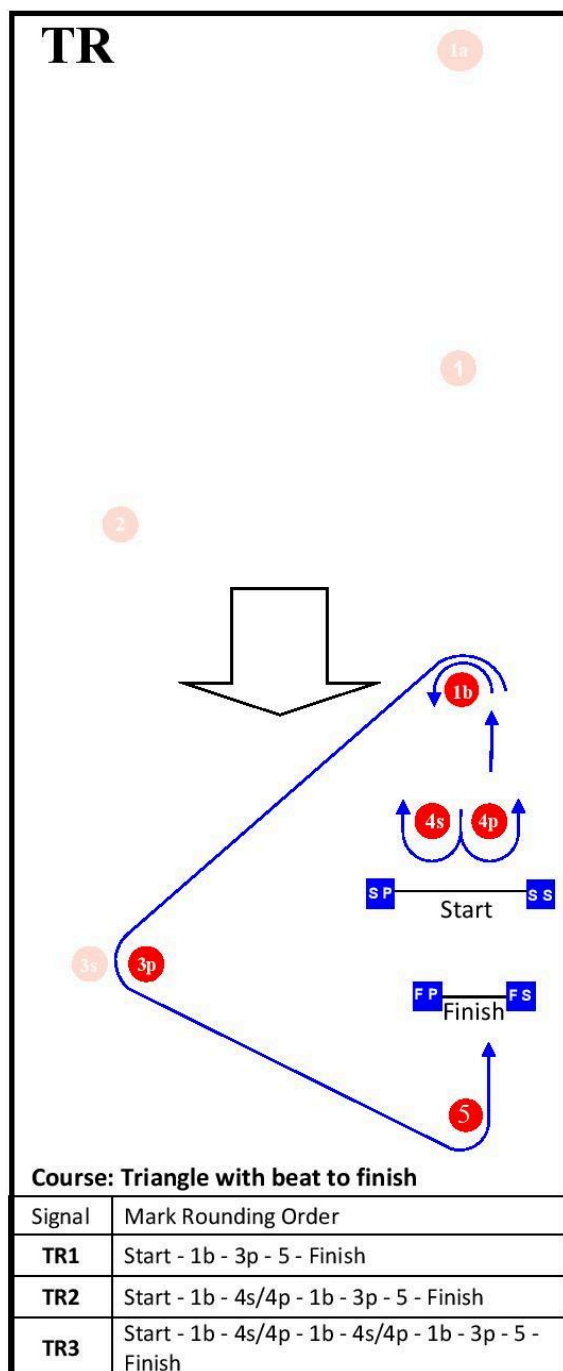
SUPPORT VESSELS

SSI 16 All official and support vessels shall always have an engine safety cut-out switch (kill cord) attached to the driver while the engine is running, unless prior written exemption has been provided by the Organising Authority.

Addendum A

For clarity, all courses are shown below. The Race Committee will give an indication of likely courses for each class or starting division at the briefing. The courses for each start will be indicated on a whiteboard on the Race Committee Signal Boat.





Mark	Description
1 2 5	Orange truncated, self-inflating
3s 3p	Red cylindrical (tall) marked "Aflex"
4s 4p	Red cylindrical (short) marked "Extraordinary Nelson Tasman"
1a	Orange truncated with yellow band, self-inflating
1b	Yellow cylindrical, self-inflating
SS Starting mark starboard end	Race Committee Signal Boat - "Coo-ee"
SP Starting mark port end	Orange/Pink buoy
FS Finishing mark starboard end	Race Committee boat
FP Finishing mark port end	Orange/Pink buoy